

# Nokia 208 and Nokia 207

Welcome to the Nokia 208 and Nokia 207

9261544 Issue 1.0 EN

Strona w egzemplarzu: c1  
Page position in booklet:

Produkt (wersja językowa): Nokia Nokia 207\_208 SS EN 1  
Product (language version):  
Identyfikator i wersja produktu: c9261544 -.1.7  
Product ID & Issue:  
Plik: SC\_sc9261544\_LA.p1.pdf  
File Name:  
Data wygenerowania: 13-07-16  
Creation Date:

Format strony X: 105  
Page Size X:  
Format strony Y: 64.0002  
Page Size Y:

## Psst...

This guide isn't all there is...

For the online user guide, even more info, and troubleshooting help, go to [www.nokia.com/support](http://www.nokia.com/support).

This user guide applies to Nokia 208 (RM-948) and Nokia 207 (RM-954).

For info on Nokia Service terms and Privacy policy, go to [www.nokia.com/privacy](http://www.nokia.com/privacy).

Strona w egzemplarzu: c2  
Page position in booklet:

Produkt (wersja językowa): Nokia Nokia 207\_208 SS EN 1  
Product (language version):  
Identyfikator i wersja produktu: c9261544 -.1.7  
Product ID & Issue:  
Plik: SC\_sc9261544\_LA.p2.pdf  
File Name:  
Data wygenerowania: 13-07-16  
Creation Date:

Format strony X: 105  
Page Size X:  
Format strony Y: 64.0002  
Page Size Y:

---

## Contents

<b>Psst...</b>	<b>2</b>
<b>Safety</b>	<b>4</b>
<b>Get started</b>	<b>6</b>
<b>People &amp; messaging</b>	<b>13</b>
<b>Internet</b>	<b>17</b>
<b>Phone management &amp; connectivity</b>	<b>18</b>
<b>Product and safety information</b>	<b>21</b>

3

Strona w egzemplarzu: c3  
Page position in booklet:

Produkt (wersja językowa): Nokia Nokia 207\_208 SS EN 1  
Product (language version):  
Identyfikator i wersja produktu: c9261544 -.1.7  
Product ID & Issue:  
Plik: UG\_9261449\_EN\_1.p1.pdf  
File Name:  
Data wygenerowania: 13-07-16  
Creation Date:

Format strony X: 105  
Page Size X:  
Format strony Y: 64.0002  
Page Size Y:

## Safety

Read these simple guidelines. Not following them may be dangerous or illegal. For further info, read the complete user guide.



### SWITCH OFF IN RESTRICTED AREAS

Switch the device off when mobile phone use is not allowed or when it may cause interference or danger, for example, in aircraft, in hospitals or near medical equipment, fuel, chemicals, or blasting areas. Obey all

instructions in restricted areas.



### ROAD SAFETY COMES FIRST

Obey all local laws. Always keep your hands free to operate the vehicle while driving. Your first consideration while driving should be road safety.



### INTERFERENCE

All wireless devices may be susceptible to interference, which could affect performance.



### QUALIFIED SERVICE

Only qualified personnel may install or repair this product.



### BATTERIES, CHARGERS, AND OTHER ACCESSORIES

Use only batteries, chargers, and other accessories approved by Nokia for use with this device. Do not connect incompatible products.



### KEEP YOUR DEVICE DRY

Your device is not water-resistant. Keep it dry.



### PROTECT YOUR HEARING

To prevent possible hearing damage, do not listen at high volume levels for long periods. Exercise caution when holding your device near your ear while the loudspeaker is in use.



### SAR

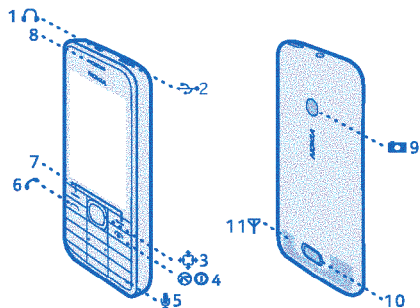
This device meets RF exposure guidelines when used either in the normal use position against the ear or when positioned at least 1.5 centimetres (5/8 inch) away from the body. The specific maximum SAR values can be found in the Certification Information (SAR) section of this user guide. For more info, go to [www.sar-tick.com](http://www.sar-tick.com).

When a carry case, belt clip or other form of device holder is

used for body-worn operation, it should not contain metal and should provide at least the above-stated separation distance from the body. Note that mobile devices may be transmitting even if you are not making a voice call.

## Get started

### Keys and parts



6

Strona w egzemplarzu: c6  
Page position in booklet:

Produkt (wersja językowa): Nokia Nokia 207\_208 SS EN 1  
Product (language version):  
Identyfikator i wersja produktu: c9261544 -.1.7  
Product ID & Issue:  
Plik: UG\_9261449\_EN\_1.p4.pdf  
File Name:  
Data wygenerowania: 13-07-16  
Creation Date:

Format strony X: 105  
Page Size X:  
Format strony Y: 64.0002  
Page Size Y:

- 
- 1 Audio connector (3.5 mm AHJ)
  - 2 Micro-USB connector
  - 3 Scroll key. Also used to change the volume. Press the key up or down.
  - 4 End/Power key
  - 5 Microphone
  - 6 Call key
  - 7 Selection keys
  - 8 Earpiece
  - 9 Camera lens. Before using the camera, remove

- the protective tape from the lens. (RM-948)
  - 10 Back cover release button
  - 11 Antenna area
- See 2 on page 19 and 3 on page 19.

★ **Tip:** Lock the keys when not using your phone. Select **Menu**, and press \*. To unlock, select **Unlock**, and press \*.

Your phone uses S40 software.

7

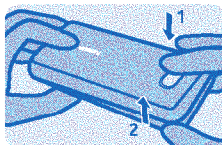
Strona w egzemplarzu: c7  
Page position in booklet:

Produkt (wersja językowa): Nokia Nokia 207\_208 SS EN 1  
Product (language version):  
Identyfikator i wersja produktu: c9261544 -.1.7  
Product ID & Issue:  
Plik: UG\_9261449\_EN\_1.p5.pdf  
File Name:  
Data wygenerowania: 13-07-16  
Creation Date:


Format strony X: 105  
Page Size X:  
Format strony Y: 64.0002  
Page Size Y:

## Insert a SIM card and battery

The SIM1 holder under the battery can be used for both 3G and 2G SIMs.




1. Press the release button, and lift and remove the back cover. See 4 on page 19.




2. If the battery is in the phone, lift it out.

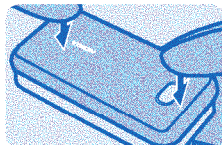





3. Lift the cover of the SIM1 holder, and put the SIM in, contact area face down. See 5 on page 19.

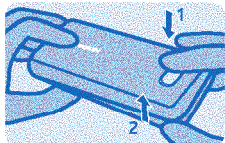


4. Line up the battery contacts, and put the battery in.



5. Press the back cover down until it locks into place. To switch the phone on, press and hold the power key  until the phone vibrates.


## Insert a memory card



1. Press the release button, and lift and remove the back cover. See 4 on page 19.



2. Push the card in with the contact area face down until it locks into place. See 6 on page 19.



3. To remove, push the card in, until it is released. See 7 on page 19.

## Charge the battery



1. Plug the charger into a wall outlet.



2. Connect the charger to the phone. See 8 on page 19. When done, unplug the charger from the phone, then from the wall outlet. See 9 on page 19.

## Copy content from your old phone

Easily get your contacts, calendar entries, and other stuff to your new phone.

1. Switch Bluetooth on in both phones. To switch Bluetooth on on your new phone, select **Menu > Settings > Connectivity > Bluetooth**.
2. On your new phone, select **Menu > Settings > Sync & backup > Copy from dev..**

3. Select what you want to copy, then select **Done**.
4. Choose your old phone from the list of found devices.
5. If asked, create a one-time passcode (such as 123), and select **OK**.
6. Check that the codes match on both phones.
7. Follow the instructions shown on both phones.

12

Strona w egzemplarzu: c12  
Page position in booklet:

Produkt (wersja językowa): Nokia Nokia 207\_208 SS EN 1  
Product (language version):  
Identyfikator i wersja produktu: c9261544 -.1.7  
Product ID & Issue:  
Plik: UG\_9261449\_EN\_1.p10.pdf  
File Name:  
Data wygenerowania: 13-07-16  
Creation Date:

Format strony X: 105  
Page Size X:  
Format strony Y: 64.0002  
Page Size Y:


## People & messaging


### Make or answer a call

1. On the home screen, type in the phone number.

To type in the + character, used for international calls, press \* twice.

2. Press .

3. To end the call, press .

When someone calls you, press  to answer.

**⚠ Warning:** When the flight profile is activated,

you cannot make or receive any calls, including emergency calls, or use other features that require network coverage. To make a call, switch to another profile.

13

Strona w egzemplarzu: c13  
Page position in booklet:

Produkt (wersja językowa): Nokia Nokia 207\_208 SS EN 1  
Product (language version):  
Identyfikator i wersja produktu: c9261544 -.1.7  
Product ID & Issue:  
Plik: UG\_9261449\_EN\_1.p11.pdf  
File Name:  
Data wygenerowania: 13-07-16  
Creation Date:

Format strony X: 105  
Page Size X:  
Format strony Y: 64.0002  
Page Size Y:

## Send a message



With text and multimedia messages, you can quickly contact your friends and family.

1. Select **Menu > Messaging.**

14

2. Select **Create message.**
3. Write your message.
4. To add an attachment, such as a photo or video, select **Options > Insert object.**
5. To add a contact as a recipient, select **Send to > Contacts.** To type in a number, select **Number or mail.**
6. Select **Send.**

See 11 on page 20, 12 on page 20, and 13 on page 20.

Strona w egzemplarzu: c14  
Page position in booklet:

Produkt (wersja językowa): Nokia Nokia 207\_208 SS EN 1  
Product (language version):  
Identyfikator i wersja produktu: c9261544 -.1.7  
Product ID & Issue:  
Plik: UG\_9261449\_EN\_1.p12.pdf  
File Name:  
Data wygenerowania: 13-07-16  
Creation Date:

Format strony X: 105  
Page Size X:  
Format strony Y: 64.0002  
Page Size Y:

## Mail for Exchange

Mail for Exchange can be set up only if your company has a Microsoft Exchange server. In addition, your company IT administrator must have activated Microsoft Exchange ActiveSync for your account.

Before starting the setup, make sure you have the following:

- A corporate mail address
- Your Exchange server name (contact your company IT department)
- Your network domain name (contact your company IT department)
- Your office network password

Depending on the Exchange server

configuration, you may need to type in additional info during the setup. If you don't know the correct info, contact your company IT department.

During the setup, you can define how often you want your phone to sync the content with the server. Only content defined when setting up the account is synced. To sync additional content,

15

Strona w egzemplarzu: c15  
Page position in booklet:

Produkt (wersja językowa): Nokia Nokia 207\_208 SS EN 1  
Product (language version):  
Identyfikator i wersja produktu: c9261544 -.1.7  
Product ID & Issue:  
PLIK: UG\_9261449\_EN\_1.p13.pdf  
File Name:  
Data wygenerowania: 13-07-16  
Creation Date:

Format strony X: 105  
Page Size X:  
Format strony Y: 64.0002  
Page Size Y:

change the Mail for Exchange account settings.

With Mail for Exchange, it may be mandatory to use the lock code.

Use of the Mail for Exchange is limited to over-the-air synchronisation of PIM information between the Nokia device and the

authorised Microsoft Exchange server.

This device is able to communicate with Microsoft Exchange ActiveSync enabled servers. The provision of this device to you does not grant you, and you do not receive, any rights under any Microsoft intellectual property with respect to any server software, or server device, that is

accessed using this device or with respect to use of Microsoft Exchange ActiveSync apart from this device.

16

Strona w egzemplarzu: c16  
Page position in booklet:

Produkt (wersja językowa): Nokia Nokia 207\_208 SS EN 1  
Product (language version):  
Identyfikator i wersja produktu: c9261544 -.1.7  
Product ID & Issue:  
Plik: UG\_9261449\_EN\_1.p14.pdf  
File Name:  
Data wygenerowania: 13-07-16  
Creation Date:

Format strony X: 105  
Page Size X:  
Format strony Y: 64.0002  
Page Size Y:



## Internet

### Browse the web



Catch up on the news, and visit your favourite websites on the go.

1. Select **Menu > Internet**.
2. Select the address bar.
3. Write a web address.

17

★ **Tip:** To search the internet, write a search word in the address bar. If asked, select your default search engine.

#### Zoom in

Select a section of the page.

★ **Tip:** To view the page in a single column of larger, readable text and pictures without having to zoom in, select **Options > Settings**,

and switch **Column view** to **On**.

Strona w egzemplarzu: c17  
Page position in booklet:

Produkt (wersja językowa): Nokia Nokia 207\_208 SS EN 1  
Product (language version):  
Identyfikator i wersja produktu: c9261544 -.1.7  
Product ID & Issue:  
PLIK: UG\_9261449\_EN\_1.p15.pdf  
File Name:  
Data wygenerowania: 13-07-16  
Creation Date:

Format strony X: 105  
Page Size X:  
Format strony Y: 64.0002  
Page Size Y:

## Phone management & connectivity

### Update your phone software

1. Select **Menu > Settings > Phone > Device updates**.

2. To check if there is an update available and to download it, select **Downl. phone sw**.

The update may take several minutes. If you encounter problems, contact your network service provider.

After the update, go to [www.nokia.com/support](http://www.nokia.com/support)

to get your new user guide.

Your network service provider may send updates over the air directly to your phone. For more info on this network service, contact your network service provider.

See 14 on page 20, 16 on page 20, and 17 on page 20.

18

Strona w egzemplarzu: c18  
Page position in booklet:

Produkt (wersja językowa): Nokia Nokia 207\_208 SS EN 1  
Product (language version):  
Identyfikator i wersja produktu: c9261544 -.1.7  
Product ID & Issue:  
Plik: UG\_9261449\_EN\_1.p16.pdf  
File Name:  
Data wygenerowania: 13-07-16  
Creation Date:

Format strony X: 105  
Page Size X:  
Format strony Y: 64.0002  
Page Size Y:

## Feature-specific information

- 1 The images in this guide may differ from your device screen.
- 2 Avoid touching the antenna area while the antenna is in use. Contact with antennas affects the communication quality and may reduce battery life due to higher power level during operation.
- 3 Do not connect products that create an output signal, as this may damage the device. Do not connect any voltage source to the audio connector. If you connect an external device or headset, other than those approved for use with this device, to the audio connector, pay special attention to volume levels.
- 4 **Note:** Switch the device off and disconnect the charger and any other

device before removing any covers. Avoid touching electronic components while changing any covers. Always store and use the device with any covers attached.

- 5 **Important:** This device is designed to be used with a mini-UICC SIM card, also known as a micro-SIM card only. A micro-SIM card is smaller than the standard SIM card. Use of incompatible SIM cards, or use of SIM card adapters, may damage the card or the device, and may corrupt data stored on the card.
- 6 Use only compatible memory cards approved for use with this device. Incompatible cards may damage the card and the device and corrupt data stored on the card.



- 7 **Important:** Do not remove the memory card when an app is using it. Doing so may damage the memory card and the device and corrupt data stored on the card.
- 8 If the battery is completely discharged, it may take several minutes before the charging indicator is displayed or before any calls can be made.
- 9 You can use USB charging when a wall outlet is not available. Data can be transferred while charging the device. The efficiency of USB charging power varies significantly, and it may take a long time for charging to start and the device to start functioning.

19

Strona w egzemplarzu: c19  
Page position in booklet:

Produkt (wersja językowa): Nokia Nokia 207\_208 SS EN 1  
Product (language version):  
Identyfikator i wersja produktu: c9261544 -.1.7  
Product ID & Issue:  
PHK: UG\_9261449\_EN\_1.p17.pdf  
File Name:  
Data wygenerowania: 13-07-16  
Creation Date:

Format strony X: 105  
Page Size X:

Format strony Y: 64.0002  
Page Size Y:

10 Operating the device in hidden mode is a safer way to avoid malicious software. Do not accept Bluetooth connection requests from sources you do not trust. You can also switch the Bluetooth function off when you are not using it.

11 If the item you insert in a multimedia message is too large for the network, the device may automatically reduce the size.

12 Only compatible devices can receive and show multimedia messages. Messages may look different in different devices.

13 You can send text messages that are longer than the character limit for a single message. Longer messages are sent as two or more messages. Your service provider may charge accordingly. Characters with accents, other marks, or some

language options, take more space, and limit the number of characters that can be sent in a single message.

14 Using services or downloading content may cause the transfer of large amounts of data, which may result in data costs.

15 A cache is a memory location that is used to store data temporarily. If you have, or have tried to, access confidential info or a secure service, requiring passwords, clear the cache after each use.

16 Before starting the update, connect a charger or make sure the device battery has enough power.

17 **Warning:** If you install a software update, you cannot use the device, even to make emergency calls, until the installation is completed and the device is restarted.

18 To listen to the radio, you need to connect a compatible headset to the device. The headset acts as an antenna.

19 **Important:** Before sharing your location, always consider carefully with whom you are sharing. Check the privacy settings of the social networking service you are using, as you might share your location with a large group of people.

20 Some content is generated by third parties and not Nokia. The content may be inaccurate and is subject to availability.

21 Contents of digital maps may sometimes be inaccurate and incomplete. Never rely solely on the content or the service for essential communications, such as in emergencies.

20

Strona w egzemplarzu: c20  
Page position in booklet:

Produkt (wersja językowa): Nokia Nokia 207\_208 SS EN 1  
Product (language version):  
Identyfikator i wersja produktu: c9261544 -.1.7  
Product ID & Issue:  
Plik: UG\_9261449\_EN\_1.p18.pdf  
File Name:  
Data wygenerowania: 13-07-16  
Creation Date:

Format strony X: 105  
Page Size X:  
Format strony Y: 64.0002  
Page Size Y:

## Product and safety information

### Network services and costs

You can only use your device on the GSM 850, 900, 1800, 1900; WCDMA 900, 2100 MHz networks (RM-948 and RM-954). You need a subscription with a service provider. Using some features and downloading content require a network connection and may result in data costs. You may also need to subscribe to some features.

### Emergency calls

1. Make sure the device is switched on.
2. Check for adequate signal strength.

You may also need to do the following:

21

- Put a SIM card in the device, if supported by your device.
  - Switch the call restrictions off in your device, such as call barring, fixed dialling, or closed user group.
  - Make sure the flight profile is not activated.
  - If the device keys are locked, unlock them.
3. Press the end key repeatedly, until the home screen is shown.
  4. Type in the official emergency number for your present location. Emergency call numbers vary by location.
  5. Press the call key.
  6. Give the necessary info as accurately as possible. Do not end the call until given permission to do so.

When you switch your device on for the first time, you are asked to create your Nokia account. To make an emergency call during the account setup, press the call key.

**Important:** Activate both cellular and internet calls, if your phone supports internet calls. The phone may attempt to make emergency calls both through cellular networks and through your internet call service provider. Connections in all conditions cannot be guaranteed. Never rely solely on any wireless phone for essential communications like medical emergencies.

### Take care of your device

Handle your device, battery, charger and accessories with care. The following suggestions help you keep your device operational.

Strona w egzemplarzu: c21  
Page position in booklet:

Produkt (wersja językowa): Nokia Nokia 207\_208 SS EN 1  
Product (language version):  
Identyfikator i wersja produktu: c9261544 -.1.7  
Product ID & Issue:  
Plik: UG\_9261449\_EN\_1.p19.pdf  
File Name:  
Data wygenerowania: 13-07-16  
Creation Date:

Format strony X: 105  
Page Size X:

Format strony Y: 64.0002  
Page Size Y:

- Keep the device dry. Precipitation, humidity, and all types of liquids or moisture can contain minerals that corrode electronic circuits. If your device gets wet, remove the battery, and let the device dry.
- Do not use or store the device in dusty or dirty areas.
- Do not store the device in high temperatures. High temperatures may damage the device or battery.
- Do not store the device in cold temperatures. When the device warms to its normal temperature, moisture can form inside the device and damage it.
- Do not open the device other than as instructed in the user guide.
- Unauthorised modifications may damage the device and violate regulations governing radio devices.

- Do not drop, knock, or shake the device. Rough handling can break it.
- Only use a soft, clean, dry cloth to clean the surface of the device.
- Do not paint the device. Paint can prevent proper operation.
- For optimal performance, switch the device off and remove the battery from time to time.
- Keep the device away from magnets or magnetic fields.
- To keep your important data safe, store it in at least two separate places, such as your device, memory card, or computer, or write down important info.

## Recycle



Always return your used electronic products, batteries, and packaging materials to dedicated collection points. This way you help prevent uncontrolled waste disposal and promote the recycling of materials. All materials of the device can be recovered as materials and energy. Check how to recycle your Nokia products at [www.nokia.com/recycle](http://www.nokia.com/recycle).

## Crossed-out wheeled-bin symbol



The crossed-out wheeled-bin symbol on your product, battery, literature, or packaging reminds you that all electrical and electronic products and batteries must be taken to separate collection at the

end of their working life. Do not dispose of these products as unsorted municipal waste: take them for recycling. For info on your nearest recycling point, check with your local waste authority, or go to [www.nokia.com/support](http://www.nokia.com/support). For more info on the environmental attributes of your device, see [www.nokia.com/ecoprofile](http://www.nokia.com/ecoprofile).

### About Digital Rights Management

When using this device, obey all laws and respect local customs, privacy and legitimate rights of others, including copyrights. Copyright protection may prevent you from copying, modifying, or transferring photos, music, and other content. Digital rights management (DRM) protected content comes with an associated licence that defines your

rights to use the content. With this device you can access content protected with OMA DRM 2.0. See the web user guide for further information about DRM.

### Battery and charger info

Use your device only with an original BL-5C rechargeable battery. Charge your device with AC-20 charger. Charger plug type may vary. Nokia may make additional battery or charger models available for this device.

### Battery and charger safety

Always switch the device off and unplug the charger before removing the battery. To unplug a charger or

an accessory, hold and pull the plug, not the cord.

When your charger is not in use, unplug it. If left unused, a fully charged battery will lose its charge over time.

Always keep the battery between 15°C and 25°C (59°F and 77°F). Extreme temperatures reduce the capacity and lifetime of the battery. A device with a hot or cold battery may not work temporarily. Accidental short-circuiting can happen when a metallic object touches the metal strips on the battery. This may damage the battery or the other object. Do not dispose of batteries in a fire as they may explode. Obey local regulations. Recycle when possible. Do not dispose as household waste.

Do not dismantle, cut, crush, bend, puncture, or otherwise damage the battery in any way. If a battery leaks, do not let liquid touch skin or eyes. If this happens, immediately flush the affected areas with water, or seek medical help. Do not modify, attempt to insert foreign objects into the battery, or immerse or expose it to water or other liquids. Batteries may explode if damaged.

Use the battery and charger for their intended purposes only. Improper use, or use of unapproved or incompatible batteries or chargers may present a risk of fire, explosion, or other hazard, and may invalidate any approval or warranty. If you believe the battery or charger is damaged, take it to a service centre before continuing to use it. Never

use a damaged battery or charger. Only use the charger indoors.

### **Additional safety information**

#### **Small children**

Your device and its accessories are not toys. They may contain small parts. Keep them out of the reach of small children.

#### **Medical devices**

Operation of radio transmitting equipment, including wireless phones, may interfere with inadequately shielded medical devices' function. Consult a physician or the medical device's manufacturer to determine if it is adequately shielded from external radio energy.

### **Implanted medical devices**

To avoid potential interference, manufacturers of implanted medical devices recommend a minimum separation of 15.3 centimetres (6 inches) between a wireless device and the medical device. Persons who have such devices should:

- Always keep the wireless device more than 15.3 centimetres (6 inches) from the medical device.
- Not carry the wireless device in a breast pocket.
- Hold the wireless device to the ear opposite the medical device.
- Switch the wireless device off if there is any reason to suspect that interference is taking place.
- Follow the manufacturer directions for the implanted medical device.



If you have any questions about using your wireless device with an implanted medical device, consult your health care provider.

### **Hearing**

**Warning:** When you use the headset, your ability to hear outside sounds may be affected. Do not use the headset where it can endanger your safety. Some wireless devices may interfere with some hearing aids.

### **Vehicles**

Radio signals may affect improperly installed or inadequately shielded electronic systems in vehicles. For more info, check with the manufacturer of your vehicle or its equipment.

Only qualified personnel should install the device in a vehicle. Faulty installation may be dangerous and invalidate your warranty. Check regularly that all wireless device equipment in your vehicle is mounted and operating properly. Do not store or carry flammable or explosive materials in the same compartment as the device, its parts, or accessories. Do not place your device or accessories in the air bag deployment area.

### **Potentially explosive environments**

Switch your device off in potentially explosive environments, such as near petrol pumps. Sparks may cause an explosion or fire resulting in injury or death. Note restrictions in areas with fuel; chemical plants; or where

blasting operations are in progress. Areas with a potentially explosive environment may not be clearly marked. These usually are areas where you are advised to switch your engine off, below deck on boats, chemical transfer or storage facilities, and where the air contains chemicals or particles. Check with the manufacturers of vehicles using liquefied petroleum gas (such as propane or butane) if this device can be safely used in their vicinity.

### **Certification information (SAR)**

**This mobile device meets international guidelines for exposure to radio waves.** Your mobile device is a radio transmitter and receiver. It is designed not to exceed the limits for

exposure to radio waves (radio frequency electromagnetic fields), recommended by international guidelines from the independent scientific organization ICNIRP. These guidelines incorporate substantial safety margins assure the protection of all persons regardless of age and health.

The exposure guidelines are based on the Specific Absorption Rate (SAR), which is an expression of the amount of radio frequency (RF) power deposited in the head or body when the device is transmitting. The ICNIRP SAR limit for mobile devices is 2.0 W/kg averaged over 10 grams of tissue.

SAR tests are carried out with the device in standard operating positions, transmitting at its highest certified power level, in all its

frequency bands. The maximum recorded SAR values for this device are:

26

Strona w egzemplarzu: c26  
Page position in booklet:

Produkt (wersja językowa): Nokia Nokia 207\_208 SS EN 1  
Product (language version):  
Identyfikator i wersja produktu: c9261544 -.1.7  
Product ID & Issue:  
Plik: UG\_9261449\_EN\_1.p24.pdf  
File Name:  
Data wygenerowania: 13-07-16  
Creation Date:

Format strony X: 105  
Page Size X:  
Format strony Y: 64.0002  
Page Size Y:

	Maximum SAR value	Frequency bands used when Maximum SAR value was recorded
When held against the head	1.16 W/kg (RM-948 and RM-954) over 10g	WCDMA 2100
When operated at a separation distance of 1.5 centimetres (5/8 inch) from the body	0.76 W/kg (RM-948 and RM-954) over 10g	WCDMA 2100
This device meets RF exposure guidelines when used against the head or when positioned at least 1.5 centimetres (5/8 inch) away from the body. When a carry case, belt clip or other form of device holder is used for body-worn operation, it should not contain metal and should provide at least the above stated separation distance from the body. To send data or messages, a good connection to the network is needed.	Sending may be delayed until such a connection is available. Follow the separation distance instructions until the sending is finished. During general use, the SAR values are usually well below the values stated above. This is because, for purposes of system efficiency and to minimise interference on the network, the operating power of your mobile is automatically decreased when full power is not needed for the	call. The lower the power output, the lower the SAR value. Device models may have different versions and more than one value. Component and design changes may occur over time and some changes could affect SAR values. The latest available SAR information for this and other Nokia device models can be found at <a href="http://www.nokia.com">www.nokia.com</a> . The World Health Organization (WHO) has stated that current

27

Strona w egzemplarzu: c27  
Page position in booklet:

Produkt (wersja językowa): Nokia Nokia 207\_208 SS EN 1  
Product (language version):  
Identyfikator i wersja produktu: c9261544 -.1.7  
Product ID & Issue:  
Plik: UG\_9261449\_EN\_1.p25.pdf  
File Name:  
Data wygenerowania: 13-07-16  
Creation Date:

Format strony X: 105  
Page Size X:  
Format strony Y: 64.0002  
Page Size Y:

scientific information does not indicate the need for any special precautions when using mobile devices. If you are interested in reducing your exposure, they recommend you limit your usage or use a hands-free kit to keep the device away from your head and body. For more information and explanations and discussions on RF exposure, go to the WHO website at [www.who.int/peh-emf/en](http://www.who.int/peh-emf/en).

#### **Nokia support messages**

To help you take maximum advantage of your phone and services, you receive free customised text messages from Nokia. The messages contain tips and tricks and support.

To stop receiving the messages, select **Menu > Settings > Nokia account > News and Offers**.

28

To provide the service described above, your mobile phone number, the serial number of your phone, and some identifiers of the mobile subscription are sent to Nokia when you use the phone for the first time. Some or all information may also be sent to Nokia when updating software. This information may be used as specified in the privacy policy, available at [www.nokia.com](http://www.nokia.com).

#### **Copyrights and other notices DECLARATION OF CONFORMITY**

# CE 0168

Hereby, NOKIA CORPORATION declares that this RM-948 or RM-954 product is in compliance with the essential requirements and other relevant provisions of Directive

1999/5/EC. A copy of the Declaration of Conformity can be found at [www.nokia.com/global/declaration/declaration-of-conformity](http://www.nokia.com/global/declaration/declaration-of-conformity).

The availability of products, features, apps and services may vary by region. For more info, contact your Nokia dealer or your service provider. This device may contain commodities, technology or software subject to export laws and regulations from the US and other countries. Diversion contrary to law is prohibited.

The contents of this document are provided "as is". Except as required by applicable law, no warranties of any kind, either express or implied, including, but not limited to, the implied warranties of merchantability and fitness for a

Strona w egzemplarzu: c28  
Page position in booklet:

Produkt (wersja językowa): Nokia Nokia 207\_208 SS EN 1  
Product (language version):  
Identyfikator i wersja produktu: c9261544 -.1.7  
Product ID & Issue:  
Plik: UG\_9261449\_EN\_1.p26.pdf  
File Name:  
Data wygenerowania: 13-07-16  
Creation Date:

Format strony X: 105  
Page Size X:

Format strony Y: 64.0002  
Page Size Y:

particular purpose, are made in relation to the accuracy, reliability or contents of this document. Nokia reserves the right to revise this document or withdraw it at any time without prior notice.

To the maximum extent permitted by applicable law, under no circumstances shall Nokia or any of its licensors be responsible for any loss of data or income or any special, incidental, consequential or indirect damages howsoever caused.

Reproduction, transfer or distribution of part or all of the contents in this document in any form without the prior written permission of Nokia is prohibited. Nokia operates a policy of continuous development. Nokia reserves the right to make changes and improvements to any of the

products described in this document without prior notice.

Reverse engineering of software in the device is prohibited to the extent permitted by applicable law. Insofar as this user guide contains any limitations on Nokia's representations, warranties, damages and liabilities, such limitations shall likewise limit any representations, warranties, damages and liabilities of Nokia's licensors.

Nokia does not provide a warranty for or take any responsibility for the functionality, content, or end-user support of third-party apps provided with your device. By using an app, you acknowledge that the app is provided as is. Nokia does not make any representations, provide a warranty, or take any responsibility for the

functionality, content, or end-user support of third-party apps provided with your device.

Downloading of maps, games, music and videos and uploading of images and videos may involve transferring large amounts of data. Your service provider may charge for the data transmission. The availability of particular products, services and features may vary by region. Please check with your local Nokia dealer for further details and availability of language options.

#### **FCC NOTICE**

This FCC NOTICE is for RM-954. This device complies with part 15 of the FCC rules. Operation is subject to the following two conditions: (1) This device may not cause harmful interference, and (2) this device must accept any interference received,

including interference that may cause undesired operation. Any changes or modifications not expressly approved by Nokia could void the user's authority to operate this equipment.

Note: This equipment has been tested and found to comply with the limits for a Class B digital device, pursuant to part 15 of the FCC Rules. These limits are designed to provide reasonable protection against harmful interference in a residential installation. This equipment generates, uses and can radiate radio frequency energy and, if not installed and used in accordance with the instructions, may cause harmful interference to radio communications. However, there is no guarantee that interference will not occur in a particular installation.

30

If this equipment does cause harmful interference to radio or television reception, which can be determined by turning the equipment off and on, the user is encouraged to try to correct the interference by one or more of the following measures:

- Reorient or relocate the receiving antenna.
- Increase the separation between the equipment and receiver.
- Connect the equipment into an outlet on a circuit different from that to which the receiver is connected.
- Consult the dealer or an experienced radio/TV technician for help.

Manufacturer: Nokia Corporation,  
Keilalahdentie 2-4, P.O. Box 226,  
FI-00045 Nokia Group, Finland

Importer: Nokia Corporation (see above), or Nokia Komárom Kft, Nokia Utca 1., 2900 Komárom, Hungary TM & © 2013 Nokia. All rights reserved. Third party products/names may be TMs of their respective owners.

The Bluetooth word mark and logos are owned by the Bluetooth SIG, Inc. and any use of such marks by Nokia is under license.



Java and all Java-based marks are trademarks or registered trademarks of Sun Microsystems, Inc. This product is licensed under the MPEG-4 Visual Patents Portfolio

Strona w egzemplarzu: c30  
Page position in booklet:

Produkt (wersja językowa): Nokia Nokia 207\_208 SS EN 1  
Product (language version):  
Identyfikator i wersja produktu: c9261544 -.1.7  
Product ID & Issue:  
Plik: UG\_9261449\_EN\_1.p28.pdf  
File Name:  
Data wygenerowania: 13-07-16  
Creation Date:

Format strony X: 105  
Page Size X:  
Format strony Y: 64.0002  
Page Size Y:

License (i) for personal and noncommercial use in connection with information which has been encoded in compliance with the MPEG-4 Visual Standard by a consumer engaged in a personal and noncommercial activity and (ii) for use in connection with MPEG-4 video provided by a licensed video provider. No license is granted or shall be implied for any other use. Additional information, including that related to promotional, internal, and commercial uses, may be obtained from MPEG LA, LLC. See [www.mpegla.com](http://www.mpegla.com).

Strona w egzemplarzu: c32  
Page position in booklet:

Produkt (wersja językowa): Nokia Nokia 207\_208 SS EN 1  
Product (language version):  
Identyfikator i wersja produktu: c9261544 -.1.7  
Product ID & Issue:  
Plik: Pusta Strona.p1.pdf  
File Name:  
Data wygenerowania: 13-07-16  
Creation Date:

Format strony X: 105  
Page Size X:

Format strony Y: 63.9999  
Page Size Y:



## MANUFACTURER'S LIMITED WARRANTY

### EU Countries, Iceland, Norway, Switzerland and Turkey

NOTE! This Limited Warranty does not affect your legal (statutory) rights under your applicable national laws relating to the sale of consumer products.

Nokia Corporation ("Nokia") provides this Limited Warranty to you who have purchased the Nokia product(s) included in the sales package ("Product").

Nokia warrants to you that during the warranty period Nokia or a Nokia authorized service company will in a commercially reasonable time remedy defects in materials, design and workmanship, free of charge by repairing or, should Nokia in its discretion deem it necessary, replacing the Product in accordance with this Limited Warranty (unless otherwise required by law). This Limited Warranty is only valid and enforceable in the country where you have purchased the Product, provided that Nokia has intended the Product for sale in that country. However, if you have purchased the Product in a member state of the European Union, Iceland, Norway, Switzerland or Turkey and Nokia originally intended the Product for sale in one of these countries, this Limited Warranty is valid and enforceable in all of these above listed countries. Some limitations to the warranty service may apply because of country specific elements in the Products.

#### Warranty Period

The warranty period starts at the time of Product's original purchase by the first end user. The Product may consist of several different parts and different parts may be covered by a different warranty period (hereinafter "Warranty Period"). The different Warranty Periods are:

- Twenty-four (24) months for the mobile device and accessories (whether included in the mobile device sales package or sold separately) other than the consumable parts and accessories listed in (b) and (c) below.
- six (6) months for the following consumable parts and accessories: batteries, chargers, desk stands, headsets, cables and covers; and
- ninety (90) days for the media on which any software is provided, e.g. CD-ROM, memory card.

As far as your national laws permit, the Warranty Period will not be extended or renewed or otherwise affected due to subsequent resale, Nokia authorized repair or replacement of the Product. However, part(s) repaired or replacement product during the Warranty Period will be warranted for the remainder of the original Warranty Period or for sixty (60) days from the date of repair or replacement, whichever is longer.

#### How to get warranty service.

If you wish to make a claim under this Limited Warranty, please return your Product or the affected part (if it is not the entire Product) to a Nokia authorized service company. You can call a Nokia call centre (national or premium rates may apply) for further details on how to make a claim. Information about Nokia authorized service companies and call centres can be found in the sales package, or at local Nokia web pages, where available.

Any claim under this Limited Warranty is subject to you notifying Nokia or a Nokia authorized service company of the alleged defect, within a reasonable time of it having come to your attention and in any event no later than before the expiry of the Warranty Period.

When making a claim under this Limited Warranty you will be required to provide: a) the Product (or the affected part) and b) the original proof of purchase, which clearly indicates the name and address of the seller, the date and place of purchase, the product type and the IMEI or other serial number.

#### What is not covered?

- This Limited Warranty does not cover user manuals or any third party software, settings, content, data or links, whether included or downloaded in the Product, whether included during installation, assembly, shipping or at any other time in the delivery chain or otherwise and in any way acquired by you. Nokia does not warrant that any Nokia software will meet your requirements, will work in combination with any hardware or software provided by a third party, that the operation of any software will be uninterrupted or error free or that any defects in the software are correctable or will be corrected.
- This Limited Warranty does not cover a) normal wear and tear (including, without limitation, wear and tear of camera lenses, batteries or displays), b) defects caused by rough handling (including, without limitation, defects caused by drop items, by bending, compressing or dropping, etc.) or c) defects or damage caused by misuse of the Product, including use that is contrary to the instructions provided by Nokia (e.g. as set out in the Product's user guide) and/or e) other acts beyond the reasonable control of Nokia.
- This Limited Warranty does not cover defects or alleged defects caused by the fact that the Product was used with, or connected to, any product, accessory, software and/or

B9260999/7

Strona w egzemplarzu: **c33**

Page position in booklet:

Produkt (wersja językowa): **Nokia Nokia 207\_208 SS EN 1**  
Product (language version):  
Identyfikator i wersja produktu: **c9261544 -.1.7**  
Product ID & Issue:  
PHK: **WC\_B9260999\_EN\_7.p1.pdf**  
File Name:  
Data wygenerowania: **13-07-16**  
Creation Date:

Format strony X: **105**  
Page Size X:

Format strony Y: **63.9999**  
Page Size Y:

or service not manufactured, or supplied by Nokia or was used otherwise than for its intended use. Defects can be caused by viruses from your or from a third party's unauthorised access to services, other accounts, computer systems or networks. This unauthorised access can take place through hacking, password mining or through a variety of other means.

4. This Limited Warranty does not cover defects caused by the fact that the battery has been short-circuited or by the fact that the seals of the battery enclosure or the cells are broken or show evidence of tampering or by the fact that the battery has been used in equipment other than those for which it has been specified.
5. This Limited Warranty is not enforceable if the Product has been opened, modified or repaired by anyone other than an authorized service centre. If it is repaired using unauthorised spare parts or if the Product's serial number, the mobile accessory date code or the IMEI number has been removed, erased, defaced, altered or are illegible in any way and this shall be determined in the sole discretion of Nokia.
6. This Limited Warranty is not enforceable if the Product has been exposed to moisture, to dampness or to extreme thermal or environmental conditions or to rapid changes in such conditions, to corrosion, to oxidation, to spillage of food or liquid or to influence from chemical products.

#### Other important notices

A third party independent operator provides the SIM card and cellular and/or other network or system on which the Product operates. Therefore, Nokia will not accept responsibility under this warranty for the operation, availability, coverage, services or range of the cellular or other network or system. Before Nokia or Nokia authorized service company can repair or replace the Product the operator may need to unlock any SIM-lock or other lock that may have been added to lock the Product to a specific network or operator. In such situations kindly contact first your operator to unlock the Product.

Please remember to make back-up copies or keep written records of all important content and data stored in your Product, because content and data may be lost during repair or replacement of the Product. Nokia, in a manner consistent with the provisions of the section entitled "Limitation of Nokia's Liability" below, shall not under any circumstances be liable, either expressly or impliedly, for any damages or losses of any kind whatsoever resulting from loss of, damage to, or corruption of, content or data during repair or replacement of the Product.

All parts of the Product or other equipment that Nokia has replaced shall become the

property of Nokia. If the Product is found not to be covered by the terms and conditions of this Limited Warranty, Nokia and its authorized service companies reserve the right to charge a handling fee. When repairing or replacing the Product, Nokia may use products or parts that are new, equivalent to new or re-conditioned.

Your Product may contain country specific elements, including software. If the Product has been re-exported from its original destination country to another country, the Product may contain country specific elements that are not considered to be a defect under this Limited Warranty.

#### Limitation of Nokia's liability

This Limited Warranty is your sole and exclusive remedy against Nokia and Nokia's sole and exclusive liability in respect of defects in your Product. This Limited Warranty replaces all other Nokia warranties and liabilities whether oral, written (non-mandatory) statutory, contractual, in tort or otherwise, including, without limitation, and where permitted by applicable law, any implied conditions, warranties or other terms as to satisfactory quality or fitness for purpose. However, this Limited Warranty shall neither exclude nor limit (i) any of your legal (statutory) rights under the applicable national laws or (ii) any of your rights against the seller of the Product.

To the extent permitted by applicable law(s) Nokia does not assume any liability for loss of or damage to or corruption of data, for any loss of profit, loss of use of Products or functionality, loss of business, loss of contracts, loss of revenues or loss of anticipated savings, increased costs or expense or for any indirect loss or damage, consequential loss or damage or special loss or damage.

To the extent permitted by applicable law, Nokia's liability shall be limited to the purchase value of the Product. The above limitations shall not apply in cases of gross negligence or intentional misconduct of Nokia or in case of death or personal injury resulting from Nokia's proven negligence.

NOTE! Your Product is a sophisticated electronic device. Nokia strongly encourages you to familiarize yourself with the user guide and instructions provided with and for the Product. Please also note that the Product might contain high precision displays, camera lenses and other sub-parts, which could be scratched or otherwise damaged if not handled very carefully.

Nokia Corporation  
Kallialantie 2-4  
FIN-02150 Espoo Finland

Strona w egzemplarzu: **c34**  
Page position in booklet:

Produkt (wersja językowa):  
Product (language version):

**Nokia Nokia 207\_208 SS EN 1**

Identyfikator i wersja produktu:  
Product ID & Issue:

**c9261544 -.1.7**

PLIK:  
File Name:

**WC\_B9260999\_EN\_7.p2.pdf**

Data wygenerowania:  
Creation Date:

**13-07-16**

Format strony X:  
Page Size X:

**105**

Format strony Y:  
Page Size Y:

**63.9999**

Strona w egzemplarzu: c35  
Page position in booklet:

Produkt (wersja językowa): Nokia Nokia 207\_208 SS EN 1  
Product (language version):  
Identyfikator i wersja produktu: c9261544 -.1.7  
Product ID & Issue:  
Plik: Pusta Strona.p1.pdf  
File Name:  
Data wygenerowania: 13-07-16  
Creation Date:

Format strony X: 105  
Page Size X:

Format strony Y: 63.9999  
Page Size Y:

Strona w egzemplarzu: c36  
Page position in booklet:

Produkt (wersja językowa): Nokia Nokia 207\_208 SS EN 1  
Product (language version):  
Identyfikator i wersja produktu: c9261544 -.1.7  
Product ID & Issue:  
Plik: Pusta Strona.p1.pdf  
File Name:  
Data wygenerowania: 13-07-16  
Creation Date:

Format strony X: 105  
Page Size X:

Format strony Y: 63.9999  
Page Size Y:

Strona w egzemplarzu: c37  
Page position in booklet:

Produkt (wersja językowa): Nokia Nokia 207\_208 SS EN 1  
Product (language version):  
Identyfikator i wersja produktu: c9261544 -.1.7  
Product ID & Issue:  
Plik: Pusta Strona.p1.pdf  
File Name:  
Data wygenerowania: 13-07-16  
Creation Date:

Format strony X: 105  
Page Size X:

Format strony Y: 63.9999  
Page Size Y:

RR Donnelley/000001/2013

Strona w egzemplarzu: c38  
Page position in booklet:

Produkt (wersja językowa): Nokia Nokia 207\_208 SS EN 1  
Product (language version):  
Identyfikator i wersja produktu: c9261544 -.1.7  
Product ID & Issue:  
Plik: TC Page.p1.pdf  
File Name:  
Data wygenerowania: 13-07-16  
Creation Date:

Format strony X: 105  
Page Size X:  
Format strony Y: 63.9999  
Page Size Y:

Strona w egzemplarzu: c39  
Page position in booklet:

Produkt (wersja językowa): Nokia Nokia 207\_208 SS EN 1  
Product (language version):  
Identyfikator i wersja produktu: c9261544 -.1.7  
Product ID & Issue:  
Plik: SC\_sc9261544\_LA.p3.pdf  
File Name:  
Data wygenerowania: 13-07-16  
Creation Date:

Format strony X: 105  
Page Size X:  
Format strony Y: 64.0002  
Page Size Y:

Strona w egzemplarzu: c40  
Page position in booklet:

Produkt (wersja językowa): Nokia Nokia 207\_208 SS EN 1  
Product (language version):  
Identyfikator i wersja produktu: c9261544 -.1.7  
Product ID & Issue:  
Plik: SC\_sc9261544\_LA.p4.pdf  
File Name:  
Data wygenerowania: 13-07-16  
Creation Date:

Format strony X: 105  
Page Size X:  
Format strony Y: 64.0002  
Page Size Y: